



6

Activity 6

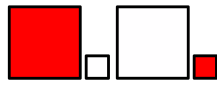


Equipment:



pictures

of



big/little



boat,



car



and



house



Place

the



pictures

in front

of the




children



and



ask



them

to



find

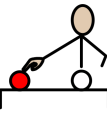
1

one


of the



pictures



that



you

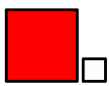


ask

for.



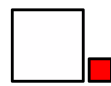
Explain



big




and




small

to



them



Explain

the



vocabulary



car



boat



and



house



The words



in

B

bold

are the

i

information



carrying



words



in

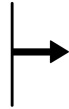
the



instruction



Read the instructions



from

the



instruction



card