



7

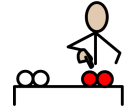
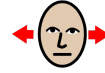

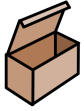
Activity 7




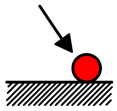
e.g.



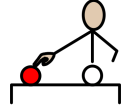

Equipment: some small items e.g. scissors, counters, pencils. A



box, a bag, teddy (if you do not have these items




there are pictures in the file)



Tell the children that teddy needs some help to tidy up




his things.



+



Explain the vocabulary pencil counters scissors box and bag



B

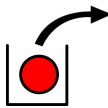
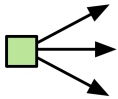
i



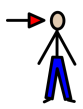
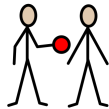
The words in **bold** are the information carrying words in the



instructions



Spread the items out on the table in front of a bag and



a box. Let your child hold the teddy and help him



complete an instruction.