

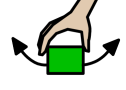




3

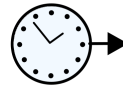

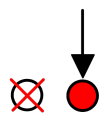
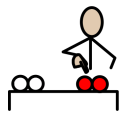
Activity 3



Equipment: animal pictures, farmyard pictures



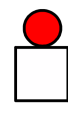
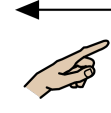
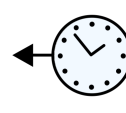
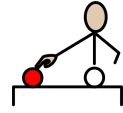

If you have animal figures or teddies you could use



these instead of the pictures you will just need to




print off the farmyard pictures.




Tell the children that the farmer has gone on holiday



and his animals have been left on the farm to explore.



Introduce the vocabulary to the children **dog** **pig** **cow**




**sheep** **horse** and **barn** **garden** **field** **house** **tractor**



**B**



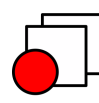
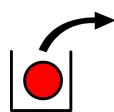
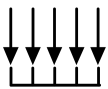
**i**



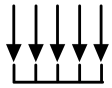
The words in **bold** are in information carrying words in



the instructions



Put all the farmyard pictures out in front of the child




and all the animals separate



Read the instructions

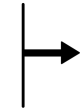
to



your



child



from

the



instruction



card