



9

Activity 9



Equipment: D.I.Y



toys,

e.g.

e.g.



hammer,



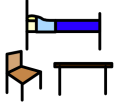
brush,



sponge,



toy



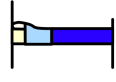
furniture,

e.g.

e.g.



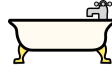
table,



bed,



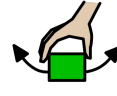
chair,



bath,




(you can



use



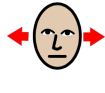
pictures



if you



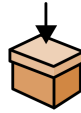
do



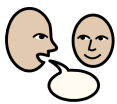
not




have



objects).



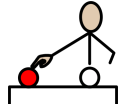
Tell



your

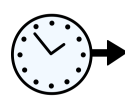


child



that

it is



time to



do



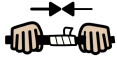
some



cleaning

+

and



fixing



jobs.



Demonstrate



the actions

to the



children

e.g.

e.g.



hammering,



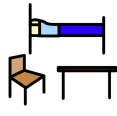
painting

+

and



washing



furniture.



Hammer



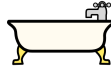
wash



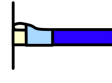
paint




chair



bath



bed



The words



in

**B**

**bold**

are the

*i*

information



carrying



words



in

the

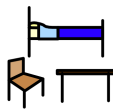


instruction



Put

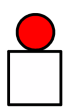
the



furniture

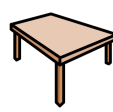


items



on

the




table

+

and



ask



them

to

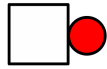


complete


a



job



by

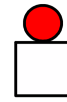


following

the



instructions



on

the



instruction



card