



11


Activity 11



Equipment:



toy



spider

(



picture




in



document

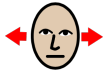
if



you



do



not




have


a



spider)



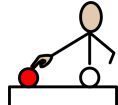
Tell




your



child



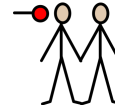
that



you



need



their



help

to



hide



the spider



in



places



around

the



room.



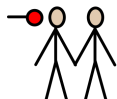
You can



also



support



their

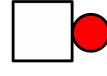


use

of




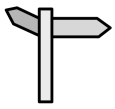
language




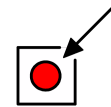
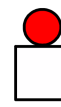
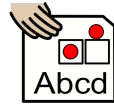

by



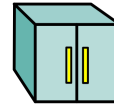
asking,



'where is the spider now?'



Explain and demonstrate the prepositions **on** **in** **under**



Explain the vocabulary **chair** **box** **table** **cupboard**



B

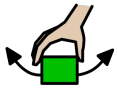
i



The words in **bold** are the information carrying words in the

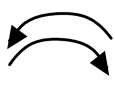


instructions



Use

/

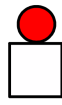


adapt

the



instructions



on

the



instruction



card