


# Pencil Control Path Worksheet

Use our pencil to draw a line to connect the worm to the apple. Try and stay in the middle of the path.




# Pencil Control Path Worksheet

Use our pencil to draw a line to connect the worm to the apple. Try and stay in the middle of the path.




# Pencil Control Path Worksheet

Use our pencil to draw a line to connect the worm to the apple. Try and stay in the middle of the path.



# Pencil Control Path Worksheet


Use our pencil to draw a line to connect the worm to the apple. Try and stay in the middle of the path.





# Pencil Control Path Worksheet

Use our pencil to draw a line to connect the worm to the apple. Try and stay in the middle of the path.



# Pencil Control Path Worksheet

Use our pencil to draw a line to connect the worm to the apple. Try and stay in the middle of the path.

